

ANNUAL CAMPAIGN

Online Donation Instructions

Donating through Pay Pal is quick and easy. Whether you want to [set up an account with Pay Pal](#), use your [existing Pay Pal account](#), or simply make a [one-time donation without setting up a Pay Pal account](#).

To make a one-time donation without setting up a Pay Pal account, follow these instructions:

- I. Enter the amount of your donation amount and click the “Update Total” button.

Rocky Bayou Christian School

Please enter your donation amount and click Update Total.

Purpose	Donation amount	Total
Rocky Bayou Christian School	\$ <input type="text"/>	\$
		\$ USD

Pay with Credit Card or Log In

Country:

First Name:

Last Name:

Credit Card Number:

Payment Type:

Expiration Date: / CSC: [What's this?](#)

ALREADY HAVE A PAYPAL ACCOUNT?

Email:

Password:

- II. Enter your Credit Card information and click the “Review Donation and Continue” button.





Pay with Credit Card or Log In

Country:

First Name:

Last Name:

Credit Card Number:

Payment Type:    

Expiration Date: / CSC: [What's this?](#)

Billing Address Line 1:

Billing Address Line 2: (optional)

City:

State:



ZIP Code:

Home Telephone:

Email:

Review Donation and Continue

- III. Review your donation and click the Donate now button to complete the transaction.

Elizabeth, please review your donation  

To complete your payment, review the details below and click **Donate**. Visit [Funding Sources](#) to learn more about PayPal policies and your payment source rights and remedies, or to change debit card processing options.

Purpose	Donation amount	Total
Roddy Bayou Christian School	\$100.00	\$100.00
<input checked="" type="checkbox"/> Add special instructions to the seller		
Total:		\$100.00 USD

Payment Method: Credit/Debit Card : Visa XXXX-XXXX-XXXX \$100.00 USD

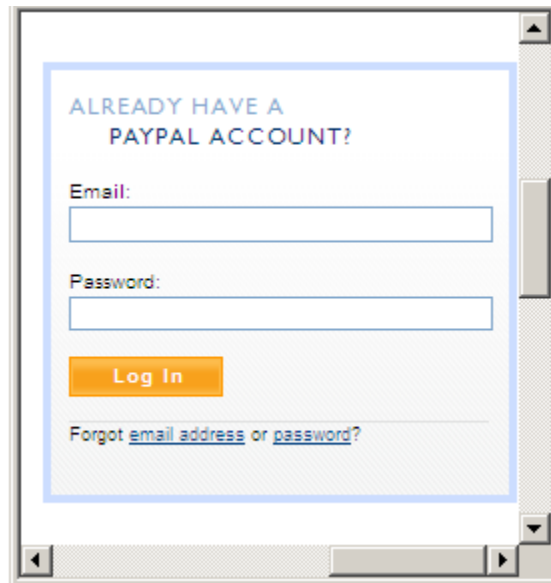
This transaction will appear on your bill as "ROCKY BAYOU".
[Change](#)

Mailing address: *** Sharon Drive
Niceville, FL 32578
United States
[Change](#)

Donate \$100.00 USD Now

To make a donation with your existing Pay Pal account, follow these instructions:

- I. Use the PayPal log in box to log into your account.

A screenshot of a web browser window showing the PayPal login interface. The page has a light blue header with the text "ALREADY HAVE A PAYPAL ACCOUNT?". Below this, there are two input fields: "Email:" and "Password:". An orange "Log In" button is positioned below the password field. At the bottom of the form, there is a link that says "Forgot [email address](#) or [password](#)?". The browser window has a standard scroll bar on the right and bottom.

To make a donation by setting up a new Pay Pal account, follow these instructions:

- I. Click the following link: [Set up new PayPal account](#).
- II. After you have set up your PayPal account, return to www.rbc.org, click the Donate button, and follow the instructions above to [make a donation with your existing PayPal Account](#).
- III. Follow the [one-time donations](#) instructions above.